

Thank you for downloading our Girl Scout Guide!


Girl Scouts across the country show a commitment to make the world a better place every day. Learning about and advocating for organ, eye and tissue donation is another way for us to help create a lasting impact in our communities across North Carolina.

Donation gives people a second chance at life. One organ donor can save as many as eight lives and heal more than 75 others. Girls who earn this patch will learn about organ donation and how it saves lives as well as have opportunities to promote organ donation awareness.

The Donate Life Patch Program Quick Start Guidebook has facts and information about organ, eye and tissue donation that you and your girls will need to help increase awareness. You will find resources on how to talk about donation, creative ideas and activities, links and a coloring book.

Patches are available for free from Donate Life North Carolina, while supplies last (not available through GSLE Stores or Resource Centers). Once your troop completes the program requirements, please e-mail a photo and/or description of the activities completed to telmore@donatelifenc.org to obtain your patches.

On behalf of the more than 3,000 people in North Carolina awaiting a lifesaving organ transplant, including almost 200 children, THANK YOU! Learning about, advocating for, and inspiring others to donate is just another way for Girl Scouts to do what they do best... change the world!



Donate Life Girl Scout Patch

The Donate Life Education Committee developed the Donate Life Patch Program Quick Start Guide to give Girl Scouts across the country a way to help increase awareness about donation. This program does not represent an official partnership between Donate Life America and Girl Scouts of the United States of America. The patches are currently only available through Donate Life affiliated organizations.



Donate Life Patch Program Quick Start Guide

*The Donate Life Patch Program Quick Start Guide was developed by the Donate Life Youth Education Committee. This document is to serve as a template for your local outreach. It should **only** be used and distributed by Donate Life State Teams or local Donate Life affiliated organizations when pursuing local partnerships with Girl Scout councils or troops. This does not represent an official partnership between Donate Life America and Girl Scouts of the United States of America.*

*Donate Life patches (pictured above) are available for bulk order by Donate Life State Teams or local Donate Life affiliated organizations through Boost Promotional Branding at **Members.DonationMerchandise.com**. Please contact Robb Anderson for questions regarding the patch: robb@boostbranding.com, 804-560-7000 x104.*

February 2018



Thank you from the Donate Life Community

Thank you for pursuing organ, eye and tissue donation education with your Girl Scout Troop. Girl Scouts across the country show a commitment to make the world a better place every day. Learning about and promoting donation education is just another way for Girl Scouts to do what they do best... change the world. This guide has the facts and information about organ, eye and tissue donation that you and your girls will need to pursue organ, eye and tissue donation advocacy.

On behalf of the more than 100,000 people awaiting a lifesaving organ transplant and the hundreds of thousands in need of corneal and tissue transplants, THANK YOU.

In this guide, you will find:

- Recommended patch program activities
- What is organ, eye and tissue donation and how does the process works
- How to talk about donation, creative ideas, links and a coloring book



DONATE LIFE PATCH PROGRAM

OUTCOMES

Organ, eye and tissue donors save and heal lives. We each have the power and responsibility to help others. Many people are in need of lifesaving and healing transplants. By telling more people about donation and asking people to register their decision, we can take small steps towards the goal of saving and healing more lives. By participating in the Donate Life Patch Program, girls will benefit from learning:

- Positive Values
- Challenge Seeking
- Community Problem Solving

Select the activity(s) below that are best suited for your troop. In the following pages you will find more information and resources for your use during activities.

TROOP ACTIVITY IDEAS BY AGE

Daisies

- Make a simple craft with blue and green colored materials (Donate Life colors) and have your troop leader talk about the symbolism. Ideas include: bracelets with beads, pom-pom art, mosaics, etc.
- Have each girl trace her handprint on blue or green paper, and make a heart shape with all the troop members' handprints.
- Read the book *Donorsours* (see resource section) and consider having the girls color a page.

Brownies

- Make crafts with blue and green materials, and have the leader talk about the symbolism. See the Daisy section for ideas!
- Make a poster board with blue and green materials, and have leaders explain a few facts about donation to the troop (see resource section). Have girls pick the facts they find most important to put on the poster.
- Draw a picture with something that symbolizes what it means to Donate Life (you can suggest the girls use hearts, blue and green colors).
- Have the girls dance to a song that is inspiring and discuss how organ, eye and tissue donors allow others to live longer by giving the gift of life.
- Give the girls a Donate Life green bracelet to wear for an entire day and encourage them to tell others what it means.





Meeting Activity Ideas

Daisies Brownies Juniors Cadettes Seniors Ambassadors

- Wear blue and green on your meeting day in honor of those on the national transplant waiting list. Encourage girls to go online to find out the latest number of people waiting for a transplant.
- Take a picture in your Girl Scout uniform with blue and green accessories to post and share inspiring messages about organ donation. Consider posting it on your troop or council's social media page.
- Make a keychain from beads or hearts, and have each girl tell a "key fact" about saving lives through organ donation.
- Make hearts from clay or paint pottery with hearts.
- Play a game with myths/misconceptions. One girl reads the myth and another girl can tell the fact. You can cut these from the list of FAQs and highlight the part you want each girl to read (see resource section).
- Create a poster or bulletin board with an inspiring message about donation. Team up with a local business, community center or library to display your poster or bulletin board.
- Contact a local transplant center to see if they have specific things the girls can collect (pediatric transplant may request crayons and coloring books). Check to see if you can arrange a tour!
- Ask a Donate Life NC partner to come talk about organ, eye and tissue donation at a troop meeting.
Invite your parents to come and listen!
- Find someone in your community that has been impacted by donation and ask them to share their story at a troop meeting. Invite your parents to come and listen! (Give a 5-10 minute time limit to allow time for Q&A.)
- Walk 8 laps around the track to symbolize the 8 lives that can be saved by donation.
- Ask your school if you can pass out heart-shaped lollipops on National Donor Day (Valentines Day).
Make slips of paper for the lollipops explaining the importance of donation.
- Set up a table to give out information about organ, eye and tissue donation in places like libraries, churches, or even at parent pick up after a troop meeting (see resource section).
- Give out doughnuts for donors or just discuss donation at a public place like a library, sporting event, or after a church service.
- Lattes for Life is a great way to discuss donation while sharing iced coffee (pre-mixed in acrylic dispensers) with your friends or community.
- Host an activity during a sporting event at your school (center court shoot out, colored pom-poms or ribbons for cheerleaders, Donate Life stickers on players helmets). Ask the announcer to bring attention to the gesture and why organ, tissue and eye donation is important.
- Host blindfolded kickball event to bring attention about the importance of giving the gift of sight.
- Start an adventure and choose an activity (or two) from "Life is Cool", presented by our friends at Donate Life KY: <https://lifeiscoolky.org/>. This resource has fun hands-on activities related to organs and donation and has sections describing the importance of each donatable organ to the body's function.

CONNECT WITH OTHERS ONLINE!

Use the hashtag **#DonateLifeGirlScouts** to join in on the fun.





ABOUT ORGAN, EYE AND TISSUE DONATION


WHAT IS ORGAN, EYE AND TISSUE DONATION?

When you sign up to be an organ, eye and tissue donor on the National Donate Life Registry – RegisterMe.org – or with a state registry, you are registering your decision to become a donor upon your death. This document of gift provides legal authorization to have your organs, corneas and/or tissue made available for those in need of lifesaving and healing transplants.

Donors are often people who died suddenly and unexpectedly. Their families are then faced with making the decision at a time of shock and grief. Registering now relieves your family of this burden and serves as a real gift to them, as well as to the grateful recipients of your donation.

THE NEED IS GREAT

More than **100,000** men, women and children await lifesaving organ transplants



Even the largest football stadium in the US could not fit the number of patients on the national transplant waiting list



Another person is added to the waiting list every 10 minutes

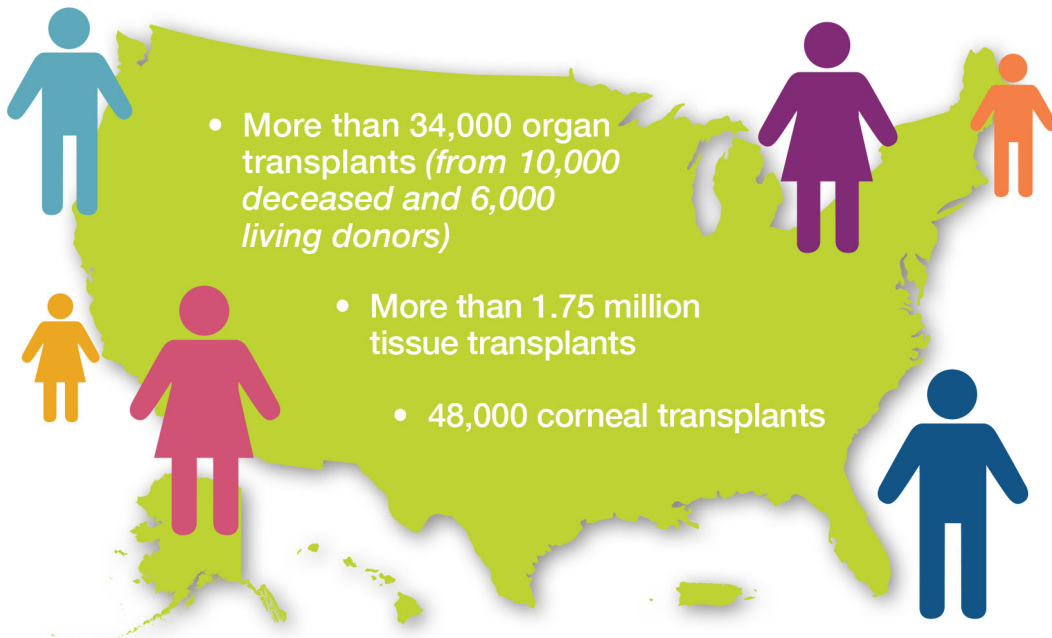
8,000 people die each year because the organs they need are not donated in time

80% of patients waiting are in need of a kidney*

12% of patients waiting are in need of a liver*

**A living donor is an option for these patients.*

LIVES SAVED AND HEALED EACH YEAR



**As of January 2018. For updated statistics, visit UNOS.org.*





ABOUT ORGAN, EYE AND TISSUE DONATION

HOW DOES THE PROCESS WORK?

There are specific circumstances that must occur for someone to become an organ donor after they die. Although cases vary, there are general steps that lead to donation.

WAITING FOR A TRANSPLANT



When someone's organ fails, he or she may be evaluated for a potential transplant and placed on the national organ transplant waiting list.

The list is very long and not everyone survives while waiting for a donor.

Donors of all ages are needed.

In the United States, it is illegal to buy or sell organs and tissue for transplantation.

BECOMING A DONOR



A person who has sustained a severe brain injury, such as from an accident, stroke or lack of oxygen, is put on artificial support.

There is no cost to the donor's family or estate for donation.

Doctors work hard to save the patient's life, but sometimes there is a complete and irreversible loss of brain function. The patient is declared clinically and legally dead. Only then is donation an option.



The hospital contacts the organ procurement organization (OPO), which checks the donor registry. If the person is registered, the OPO will inform the family. If not, the family will be asked to authorize donation.

FINDING A MATCH




A national system matches available organs from the donor with people on the waiting list.

Race, income, gender, celebrity and social status are never considered.

Donation can provide solace to a grieving family.

All major religions support donation as a final act of compassion and generosity.



SAVING LIVES



Once matches are found, the wait-listed patients are contacted by their transplant teams.



Organs are recovered from the donor with care and respect, and sent to hospitals for transplantation.



Transplants restore lives and return patients as active members of their families and communities.

WHY BLUE & GREEN?



The colors blue and green were chosen as life-affirming colors to represent the Donate Life brand back in 2000 when the logo was created. Both colors are tranquil and calming. Together, the blue and green colors signify the balance of sky and earth, both holding life.



It can sometimes seem intimidating to ask people to register as donors. The truth is, most people support donation and just have not thought about registering, or have not been given the opportunity. Use these tips for ideas on how to start the conversation, overcome misconceptions, and answer common questions.

STARTING THE CONVERSATION

Whether you are holding a registration table at a football game, community event or just on campus one day, it is important to engage your audience. This means standing in front of the table to draw people in, rather than waiting for them to come to you.

Open with an interesting fact.

- “Hey, did you know that you can save eight lives by registering as a donor?”

Use giveaways to engage people as they walk by, whether it is a bracelet, pair of sunglasses or food.

- “Do you want a free donut? We’re giving them away to everyone who stops by to learn more or registers to be an organ donor!”

Just ask!

- “We’re registering people as organ donors today! Have you registered yet? It only takes a minute.”

OVERCOMING MISCONCEPTIONS

“Doctors won’t save my life if they know I am an organ donor.”

- In an emergency, it is the entire medical team’s first priority to save the life of their patient, and they will not check to see if you are an organ donor. Doctors work hard to save the patient’s life, but sometimes there is a complete and irreversible loss of brain function. The patient is declared clinically and legally dead. Only then is donation an option.

“You don’t want my organs!”

- Even if you drink or smoke, you could still be a donor! Let the doctors decide when the time comes. A medical evaluation is done by donation professionals at the time of death to determine eligibility.

“I have a medical condition, so I can’t.”

- Anyone can register regardless of his or her medical history. A medical evaluation is done by donation professionals at the time of death to determine eligibility. If it is something you believe in, let the doctors make that decision when the time comes!

“I’m too old to donate.”

- Anyone can be a potential donor, regardless of age. One out of three donors is over the age of 50! A medical evaluation is done by donation professionals at the time of death to determine eligibility.

“I think I’m already registered.”

- Awesome! If you’re not sure, you can always register again in the National Donate Life Registry! The national and state registries are separate registries, but both are checked at the time of a person’s death.



“It’s against my religion.”

- All major religions support organ, eye and tissue donation as one of the highest expressions of compassion and generosity.

“I have to check with my parents.” or “My parents don’t want me to.”

- Donation is a personal choice, but it is important to discuss it with your family and loved ones. Make sure that they know your wishes!

FREQUENTLY ASKED QUESTIONS

Will I be able to have an open casket funeral if I donate?

- An open casket funeral is possible for organ, eye and tissue donors. Donation will not impact any other funeral arrangements either.

Who will receive my donated organs and tissues?

- Many factors go into the matching process, including medical urgency, blood type and geographical location of the donor and recipient, among other criteria.
- Due to medical privacy laws, the identities of organ donors and recipients must be kept anonymous unless both parties agree to share that information.

Does my social and/or financial status play any part in whether or not I will receive an organ if I ever need one?

- No. A national system matches available organs from the donor with people on the waiting list based on blood type, body size, how sick they are, donor distance, tissue type and time on the list.
- Race, income, gender, celebrity and social status are never considered.

Can I decide which organs and tissues I want donated?

- After registering as a donor on [RegisterMe.org](https://www.registerme.org), you can login online to specify your donation preferences.

Why register my decision to be an organ, eye and tissue donor?

- You can save up to 8 lives and heal the lives of more than 75 people.
- Donation gives comfort to the donor family in knowing that their loved one helped to save the lives of others.
- Registering your decision and sharing it with your family lets them know your wishes.

Where can I register as an organ, eye and tissue donor?

- Online right now! Sign up with the National Donate Life Registry at [RegisterMe.org](https://www.registerme.org).
- In the Medical ID tab of the iPhone Health app.
- At the DMV when applying for or renewing a license or ID card.
- It is important to tell your family members that you have decided to register your decision to be a donor so that they will know your wishes.



PARTNER

Co-host your event with another club to help make it a success! Examples include fraternities, sororities, multicultural clubs, PRSSA – Public Relations Student Society of America, pre-med, nursing, and athletic programs.

CONNECT TO THE COMMUNITY

Reach out to and invite community leaders – the mayor or a state representative – to participate. Your Donate Life representative may also have connections with a local transplant hospital or organ procurement organization for additional support.

SHARE A STORY

Find a student, faculty member or a local family that has a connection to transplantation. A “local” story is powerful! This could include someone waiting to receive a transplant or a donor family that is interested in sharing their story. Again, your Donate Life representative may be able to connect you with a local speaker or story.

FUN WITH FOOD

Have treats to give out as a “thank you” to those that register, reaffirm their decision, or stop to find out more about being an organ, eye and tissue donor. Reach out to the local coffee shops, bakeries and grocery stores for food item donations.

- *Lattes for Life* – Partner with your campus coffee shop to give free coffee or a discount.
- *Donuts for Donors* or “*Donut You Want to Be a Donor?*” – Give out donuts.

USE THE STATS

Numbers are powerful. Try integrating some of the donation statistics into your event.

- Sound a bell or horn every 10 minutes to represent a person being added to the national organ waiting list
- To illustrate the 22 people who die each day waiting for a transplant, advertise your event by posting flyers featuring headshots of 22 students.
- OR have 22 people wear t-shirts with a number on it signifying 22 people die each day.

GET CREATIVE!

Do something unique at your school. Create competitions between schools, have a challenge between rival schools to sign up the most students to the registry and award with a trophy! Use your local Donate Life representatives for ideas and resources.






DONATE LIFE AMERICA

- Donate Life Representative List:
<https://www.donatelife.net/get-involved-locally/>
- National Celebrations & Observances (with resources):
<https://www.donatelife.net/celebrations/>
- Extend Your Reach Resources:
<https://www.donatelife.net/things-you-can-do/>
- Additional Educational Resources:
<https://www.donatelife.net/education-resources/>

DONORSAURS


GIVE LIFE A SECOND CHANCE



Provided by:
Donate Life Tennessee and Tennessee Donor Services


DONORSAURS

ARE IN CRITICALLY SHORT SUPPLY




Parker

ONE DONOR SAUR



CAN HELP MORE THAN 75
TRANSPLANT RECIPIENTS




DONORSAURS

DISCUSS THEIR DECISIONS
WITH FAMILY MEMBERS



ALMOST ANYONE CAN BE A DONORSAUR



OFFERING THE OPTION CAN
HELP A FAMILY DEAL WITH
THE LOSS OF A LOVED ONE



t i k k i t p n e
r e c i p i e n t
a o e d e r o e a
n r r n r n s r p
s g h e a r t t a
p a l y l p h t s
l n u e g p t t a
a g n s e i e t t
n l g e a e s g e
t i s s u e n y r

Organ

Kidney

Lungs

Eyes

Tissue

Recipient

Transplant

Heart

DONORSAURS

DISCUSS THEIR DECISIONS
WITH FAMILY MEMBERS

